

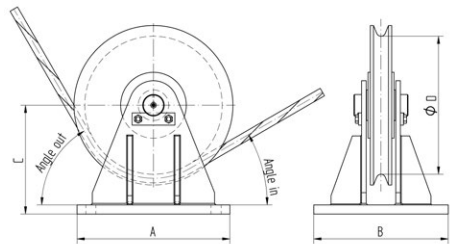


VERTICAL LEAD SHEAVE



Material	:	High tensile steel
Finish	:	Painted
Temperature Range	:	-20 °C up to +180 °C (-40 °C on request)
Standard Certification	:	-4°F up to 356°F (-40°F available on request) Certificate of Conformity

 Several options for painting according ISO 12944 on request.



Non-standard sizes or custom products available on request.

SPECIFICATION & OPTIONS



Size of wire

The size of the wire is relevant for the groove and the diameter (D/d-ratio) of the sheaves.



Wrap angle

The angle between the incoming and outgoing wire.



Type of bearing

Type of bearing: roller or bronze.



Line pull (tons)

Line pull of single line.



Connection to construction

Connection to construction: bolted or welded.



Reeving

Reeving with or without releasing the end-fitting.